

# "O Captain! My Captain!"






We have listened to your feedback and we have moved all power wheelchair ordering through Motion Concepts. Motion will now be offering all Captain's Seats on the below bases. We are striving to continually improve the customer experience by providing a single source of contact for all of your power needs.

- ▶ **As of January 15, 2024** all Captain Seat and Solid Seat Pan options will be sold through Motion Concepts
- ▶ **Captain Seats and Solid Seat Pans on the Aviva RX & RX Narrow Power Wheelchairs** are joining our lineup alongside the **TDX-SP2, TDX-SP2 HD, and AVIVA FX**
- ▶ **Sizes Available:** 18" wide x 16" - 19" deep; 20" wide x 19" - 21" deep, 22" wide x 19" - 21" deep; 16" & 24" wide sizes will no longer be offered
- ▶ **Armrests:** Current width adjustable, seat mounted armrests are replaced by space saving back mounted armrests. Offering 9" - 12" height adjustment & full length arm pads; desk length will no longer be offered
- ▶ **Lower Seat-to-Floor height** as low as 15.5" - Check out the new and improved STF heights on the other side of this document
- ▶ **Front rigging:** The easily adjustable and streamlined Motion Concepts Fixed Center Mount Platform with Rubber Coated Footplate is replacing Invacare's standard Fixed Center Mount. A **NEW** Manually Elevating & Articulating Center Mount Legrest is now available, offering optional 90° or 110° leg positioning; Swing-away legrests will no longer be offered
- ▶ **Accessories:** Motion Concepts USB charger replaces LINX rail mounted USB charger; Motion Concepts cup holder, Phone holder, Flag holder, Rear view mirrors and a Captain Seat wheelchair cover will now be available; TRRO option will no longer be offered
- ▶ **Elevating Lift Seat Module** up to 12" of Elevation is now available on most bases
- ▶ **Matrx® Cushion solutions** are available on all Solid Seat Pan Power Wheelchairs to address the individual positioning needs of clients

Contact Aracent Healthcare

888.550.7750  
aracent.com



Chair Base/Drive Type	AVIVA® Storm RX™ REAR Wheel Drive	TDX® SP2/SP2 HD MID Wheel Drive	AVIVA® FX FRONT Wheel Drive
			
<b>Captain Seat</b>	<b>YES</b>	<b>YES</b>	<b>YES</b>
<b>HCPCS Code</b>	K0849	K0849/K0851	K0849
STF Height	20¾, 20¾, 21¾, 22¾, 23¾	20¾, 21¾, 22½, 23½	19⅞, 21⅞, 22⅞, 23⅞
12" Elevating Seat Option	YES	YES-SP2 N/A-SP2 HD	YES
Manual Recline	Semi-Recline adjustment of 35° w/right side lever	Semi-Recline adjustment of 35° w/right side lever	Semi-Recline adjustment of 35° w/right side lever
STF Height w/12" Elevating Seat	22, 22½, 23½, 24½, 25½	22½, 23½, 24¼, 25¼	21⅞, 22⅞, 23⅞, 24⅞
<b>Solid Seat Pan</b>	<b>YES</b>	<b>YES</b>	<b>YES</b>
<b>HCPCS Code</b>	K0848	K0848/K0850	K0848
STF Height	15⅞, 16⅞, 17⅞, 18⅞, 19⅞,	16⅞, 17⅞, 18⅞, 19⅞	15½, 16¾, 17¾, 18¾
12" Elevating Seat Option	YES	YES-SP2 N/A-SP2 HD	YES
Manual Recline	Semi-Recline adjustment of 35° w/right side lever	Semi-Recline adjustment of 35° w/right side lever	Semi-Recline adjustment of 35° w/right side lever
STF Height w/12" Elevating Seat	17⅞, 18⅞, 19⅞, 20⅞, 21⅞	18⅞, 19⅞, 19⅞, 20⅞	17¼, 18½, 19½, 20½
Optional Cushions for Solid Seat Pan Systems	Matrix Vi, Libra, Libra Adjust, Libra HD, Libra Adjust HD, Multi Cushions	Matrix Vi, Libra, Libra Adjust, Libra HD, Libra Adjust HD, Multi Cushions	Matrix Vi, Libra, Libra Adjust, Libra HD, Libra Adjust HD, Multi Cushions
<b>Seating Color</b>	Grey	Grey	Grey
<b>System Weight Capacity</b>	<b>300 lbs. - Standard</b> 300 lbs. w/Elevate <b>300 lbs. - Narrow</b> 300 lbs. w/Elevate	<b>300 lbs. - Standard</b> 300 lbs. w/Elevate <b>450 lbs. - HD</b>	<b>300 lbs. - Standard</b> 300 lbs. w/Elevate
<b>Seat Width</b>	18", 20", 22"	18", 20", 22"	18", 20", 22"
<b>Seat Depths</b>	16", 17", 18", 19", 20", 21"	16", 17", 18", 19", 20", 21"	16", 17", 18", 19", 20", 21"
<b>Back Height</b> (bottom of seat to top of the back)	21 ¾"	21 ¾"	21 ¾"
<b>Standard Front Rigging</b>	Fixed Center Mount Platform w/ Rubber Coated Platform	Fixed Center Mount Platform w/ Rubber Coated Platform	Fixed Center Mount Platform w/ Rubber Coated Platform
<b>Optional Front Riggings</b>	-Maxx Style Fixed Center Mount Platform -Invacare Center Mount -Manual Elevating Center Mount Legrest	-Maxx Style Fixed Center Mount Platform -Invacare Center Mount -Manual Elevating Center Mount Legrest	-Maxx Style Fixed Center Mount Platform -Invacare Center Mount -Manual Elevating Center Mount Legrest
<b>Standard Armrest</b>	Back Mounted Height Adjustable Armrests (non-width adjustable) w/ Full length arm pads	Back Mounted Height Adjustable Armrests (non-width adjustable) w/ Full length arm pads	Back Mounted Height Adjustable Armrests (non-width adjustable) w/ Full length arm pads
<b>Accessories</b>	Phone holder, Universal Cup holder, Cane/Crutch holder, Non-Articulating O <sup>2</sup> Gas holder, Flag holder, Rear view mirrors, wheelchair cover	Phone holder, Universal Cup holder, Cane/Crutch holder, Non-Articulating O <sup>2</sup> Gas holder, Flag holder, Rear view mirrors, wheelchair cover	Phone holder, Universal Cup holder, Cane/Crutch holder, Non-Articulating O <sup>2</sup> Gas holder, Flag holder, Rear view mirrors, wheelchair cover